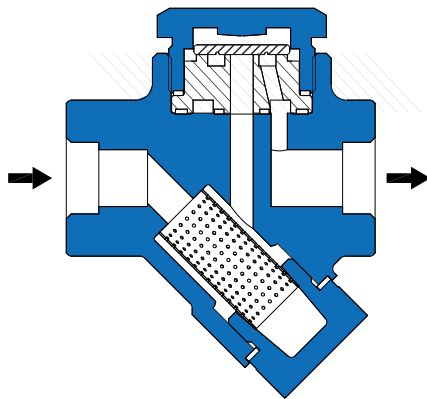


Flanged version



Threaded version

Housing-Material:

- ASTM A105

Nominal diameters: DN15, DN20, DN25

Connections:

- Flanges DN 15-25, acc. DIN EN 1092-1, PN40
- Female thread* G 1/2"-1" (BSP) acc DIN ISO 228-1
- Female thread* Rp 1/2"-1" (BSPT) acc DIN 2999
- Female thread* 1/2"-1" NPT acc ANSI B 1.20.1
- Socket weld* DN 15-25 acc DIN EN 12760 as ANSI B 16.11
* on request

Nominal pressure stage: PN 40

Operation limits:

	Thread	Socket weld
Max. operating pressure (bar g)	31,6	55
Max. operating temperature (°C)	427	450

	Cl. 150	Cl. 300
Max. operating pressure (bar g)	20	52
Max. operating temperature (°C)	425	425

Min. operating pressure: 0,25 bar g

Max. back pressure: not to exceed 80% of initial pressure

Media: Steam/-condensate

Function: Periodic removal of condensate and ventilation of steam systems by using the thermodynamic effect.

Special characteristics:

- compact design
- adapts itself automatically to the operating conditions
- drains the condensate with very low heat loss
- tough valve design
- resistant against water shocks

Installation: preferably horizontal, vertical possible

As option at additional charge:

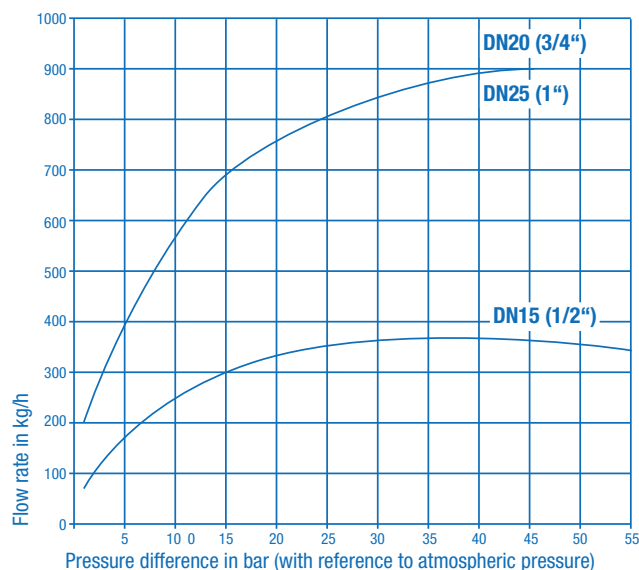
- Blow-Down-Valve

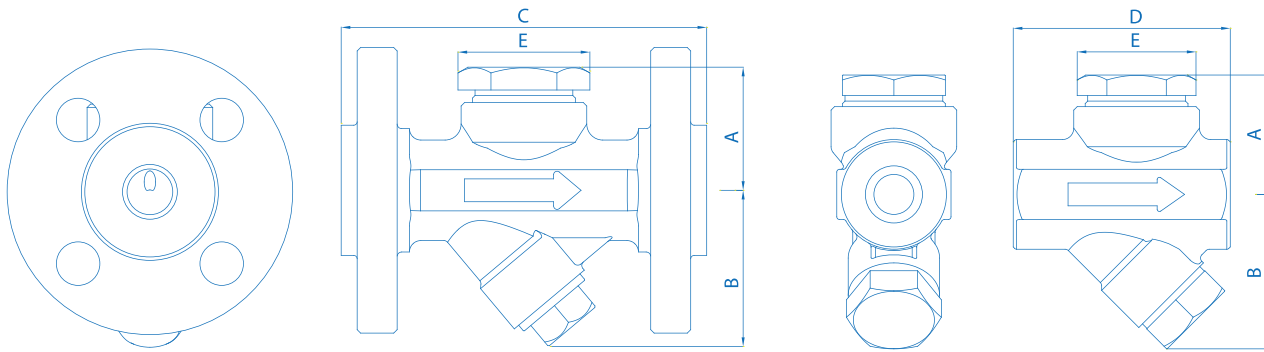
CE - Mark:

The pressure equipment is in accordance with the Pressure Vessel Directive 2014/68/EU, Article 4, subsection 3 and bears no CE mark.

Please state the following when making inquiries/placing orders:

Medium, initial pressure, counter-pressure, temperature, quantity of condensation (kg/h).

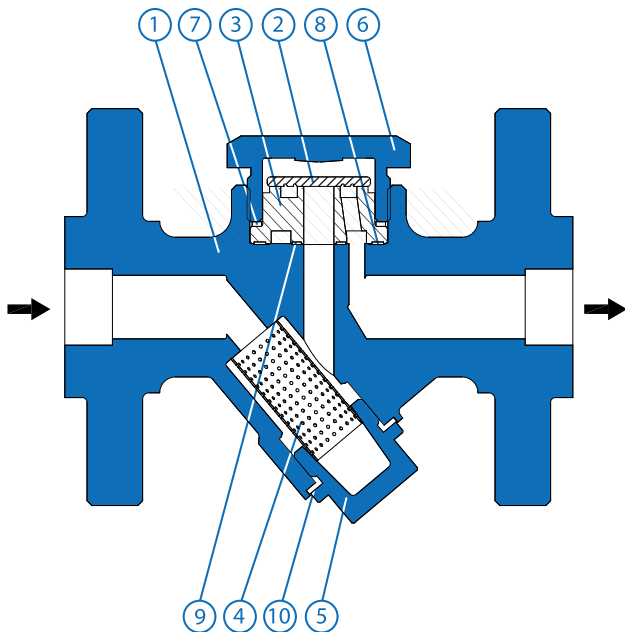
Performance:




Dimensions (in mm) Weight (in kg)

Connections	Thread			Flange		
	1/2"	3/4"	1"	DN15 (1/2")	DN20 (3/4")	DN25 (1")
A	52	52	52	54	54	54
B	70	70	70	70	70	70
C	-	-	-	150	150	160
D	95	95	95	-	-	-
E	58	58	58	58	58	58
Weight	1,5	1,5	1,3	3,5	4,5	5,2

Spare Part



- 1 **Housing:** ASTM A105
- 2 **Disc*:** ASTM A276 Type 420
- 3 **Valve seat*:** ASTM A681 Gr.D2
- 4 **Strainer:** ASTM A240 Type 304
- 5 **Screw plug:** ASTM A105
- 6 **Cover:** ASTM A582 Type 416
- 7 **Gasket:** ASTM A276 Type 304 + graphit
- 8 **Gasket:** ASTM A276 Type 304 + graphit
- 9 **Gasket:** ASTM A276 Type 304 + graphit
- 10 **Gasket:** ASTM A276 Type 304 + graphit

* Due to sealing requirements, marked items cannot be supplied as individual parts.

To ensure correct parts delivery, specify part number, works standard sheet number RD329 and DN.